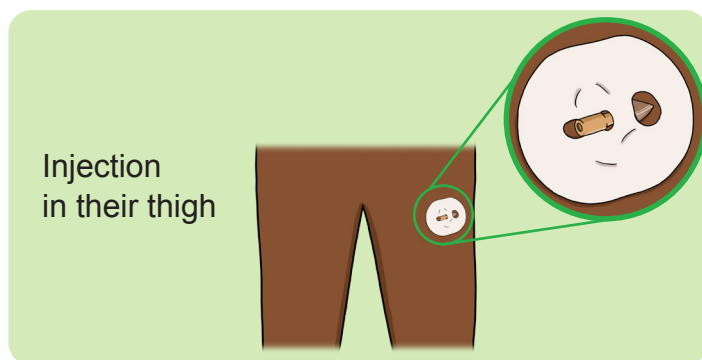
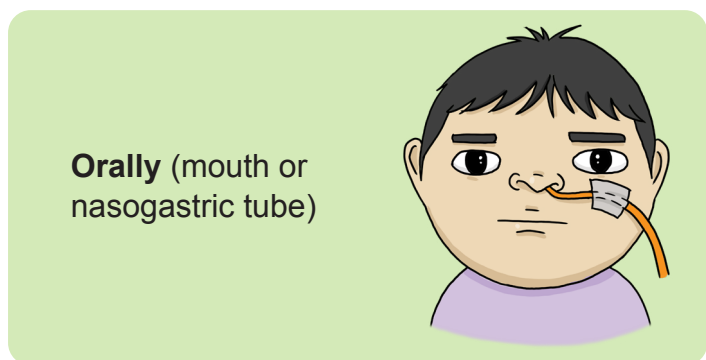




## Oncology

# Give chemotherapy at home

Chemotherapy (chemo) medications can be given in different ways when at home, yarn to your pharmacist or nurse for advice.




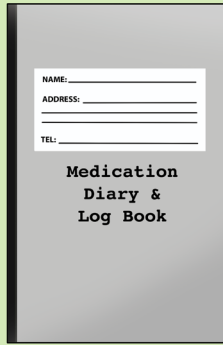
- Chemo medications work by attacking cancer cells, they can also damage healthy cells.
- It is important to handle the medications carefully so you, any pregnant women or other family members **don't get sick**.
- Each time bub has chemo, it may take up to **7 days** for the medication to leave their body.
- You and your family members need to **take care** when **cleaning** bub's vomit, pee and poo.

### When you go home you will get:

- bub's medication
- medication diary to keep track of doses and sign
- syringes, gloves and waste containers.

## Important things






Always bring your diary to hospital.



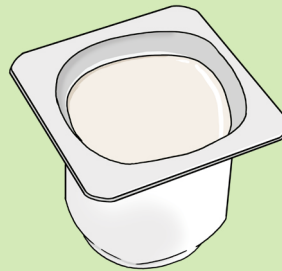
Wash hands before and after giving chemo medications.



Wear blue nitrile gloves when handling chemo medications.



**Do NOT crush, break or chew the medication.** If bub can't swallow the tablet whole, then it can be dissolved in liquid. See next page.



Capsules can be opened and mixed with food such as yoghurt or apple sauce.



Put used gloves, syringes and caps into double bags and throw them in the bin.

### What if they vomit after I give the medication?

- Call Haematology/Oncology Triage on **0410 717 816**.
- **Do not give** a them an **extra dose** - unless doctor or nurse says.
- Use anti-nausea medication as prescribed.

### What if I forget to give them a dose?

- Call Haematology/Oncology Triage on **0410 717 816**.
- **Do not give** a them another **dose**- unless doctor or nurse says.
- Stick to normal medication times.


### What if I have unused medication at home?

Return any unused medications, syringes or sharps containers to the Oncology Pharmacy.

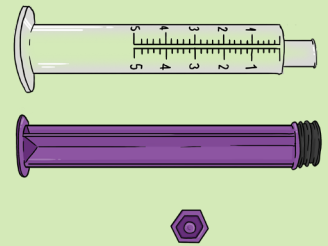
## Steps to dissolve chemo tablets:

If bub cannot swallow tablets whole, follow below steps:

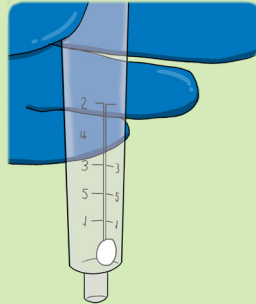
1. Wash hands and put blue gloves on.



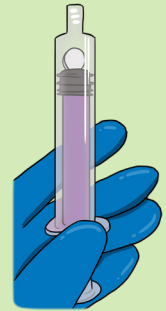
2. Clean an area on bench or table - take a new purple syringe cap and syringe, remove the syringe plunger.



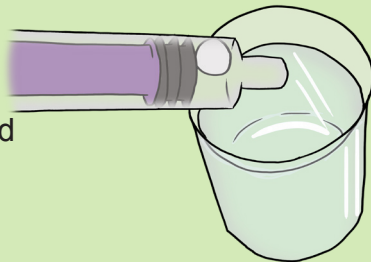
3. Put tablets into the syringe.



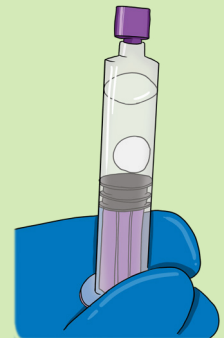
4. Put plunger into syringe.



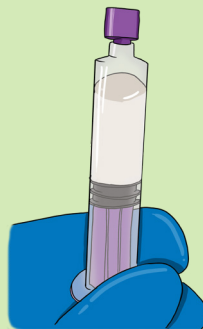
5. Draw up around 5mL of water.



6. Put purple cap onto tip of syringe and gently shake until tablet is dissolved.



7. Give to bub once dissolved.



8. Double bag used oral syringe, cap and gloves and throw in bin.

- Wash hands.
- Clean area where medication was made.



If you have any questions or worries call Oncology Pharmacy Monday - Friday between 8.30am –5.00pm 6456 0190 option 3 OR Haematology/Oncology on 0410 717 816.



Government of Western Australia  
Child and Adolescent Health Service

**Child and Adolescent Health Service**  
15 Hospital Avenue, Nedlands, WA, 6009.  
Telephone: (08) 6456 2222  
Produced by: Oncology Pharmacy / Social Work  
Ref: 1229.1 © CAHS 2021

This document can be made available in alternative formats on request for a person with a disability.

**Disclaimer:** This publication is for general education and information purposes. Contact a qualified healthcare professional for any medical advice needed.

© State of Western Australia, Child and Adolescent Health Service.