

Oncology

Chemotherapy Keeping the family safe at home

Chemotherapy (chemo) is a strong medicine and can stay in bub's body for up to 1 week. The medicine leaves bub's body when they pee, poo and vomit.

Because the medicine is strong, it is important for all the family and visitors to be careful when cleaning up bub's vomit, pee and poo. Yarn with the oncology team about how to stay safe.

- Advice can be different depending upon bub's treatment.
- Keep bub safe from germs, don't let sick family or visitors kiss or cuddle bub.
- It is safe to breastfeed bub if they are having chemo.
- Pregnant women are safe being around bub - they should not clean up any vomit, pee and poo after treatment unless they use nitrile gloves.



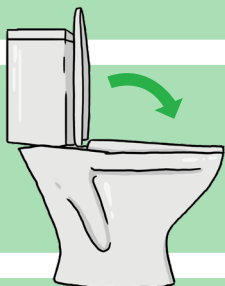
For the week after bub's treatment

Wear nitrile (blue) gloves if there is vomit, pee or poo on bub's clothes, nappies or bedding when cleaning up. Put used gloves in a plastic bag tied up before throwing in the bin.



Going to the toilet

Boys and girls need to sit down to use the toilet for a pee after the chemo treatment.



Put the lid down before flushing to stop splashing on the seat.

It is ok for family members to share the same bathroom and toilet. If there is a splash on the toilet seat, wear nitrile gloves and clean the area with soap and water before using the toilet.

Nappies

- Wear gloves when changing nappies.
- Nappies should always be put in a plastic bag and thrown in the bin.



Always

- Take gloves off carefully, put them in a plastic bag and throw in the bin.
- Wash your hands after taking off the gloves off.




Cleaning up spills

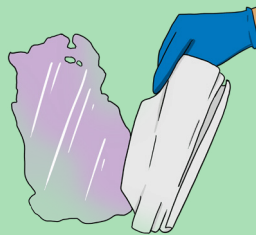
If bub's vomit, poo or pee or chemo medication spills keep some cleaning cloths, paper towels and nitrile gloves handy and follow steps below:



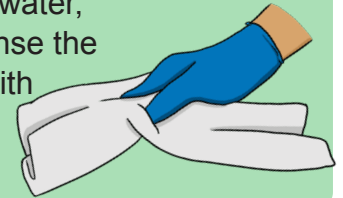
1. Wear nitrile gloves.



2. Soak up the spill with paper towels.



3. Clean around the area with a disposable cloth and soapy water, then rinse the area with water.



4. Place used gloves, cloths and paper towels in a plastic bag before putting them in the bin.

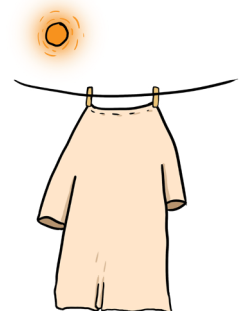
5. Wash hands with soap and water.



If vomit, poo or pee get on your skin or clothes, take the clothes off, wash your skin with soap and wash clothes with water and soap on their own - no other clothes.

Washing clothes

- Wash clothing or other things like sheets that are **dirty with vomit, poo or pee on their own**.
- **Wash other clothing as normal**.
- Wash them as **soon as you can**.
- Use the **longest washing** machine cycle (hot or cold water can be used).
- Put the washing on the clothes line to dry.



Government of Western Australia
Child and Adolescent Health Service

Child and Adolescent Health Service
15 Hospital Avenue, Nedlands, WA, 6009.
Telephone: (08) 6456 2222
Produced by: Oncology / Social Work
Ref: 1165.1 © CAHS 2021

This document can be made available in alternative formats on request for a person with a disability.

Disclaimer: This publication is for general education and information purposes. Contact a qualified healthcare professional for any medical advice needed.

© State of Western Australia, Child and Adolescent Health Service.