

Paediatric Respiratory Pathogen Report

Week 39, 25th September – 1st October 2023

- Paediatric RSV cases detected at PathWest remained stable, with 37 cases detected. RSV proportion positive is below levels normally seen at this time of year.
- Influenza proportion positive remained stable and is below the historical averages typically observed at this time of year.
- PathWest detected 20 influenza cases in paediatric patients, 9 of these were influenza B.
- Other common respiratory viruses detected in paediatric patients this week were human metapneumovirus (48), parainfluenza (40 cases), adenovirus (21 cases) and rhinovirus (16 cases).

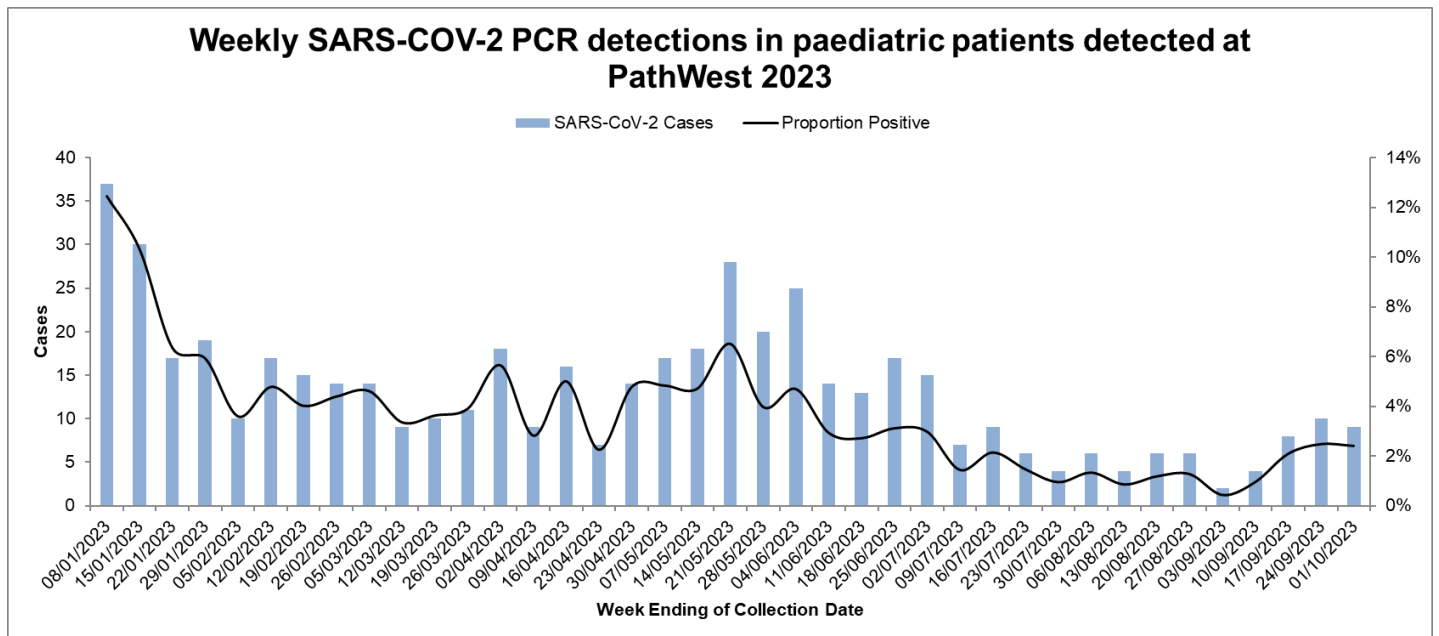


Figure 1: Weekly SARS-CoV-2 detections in hospital attending patients and community paediatric patients. Data is for PCR samples tested by PathWest only.

SARS-CoV-2 cases and proportion positive in paediatric patients remain low.

Data is representative of all patients attending a hospital (public or private) in Western Australia, for which a respiratory sample was collected and tested at a PathWest laboratory.

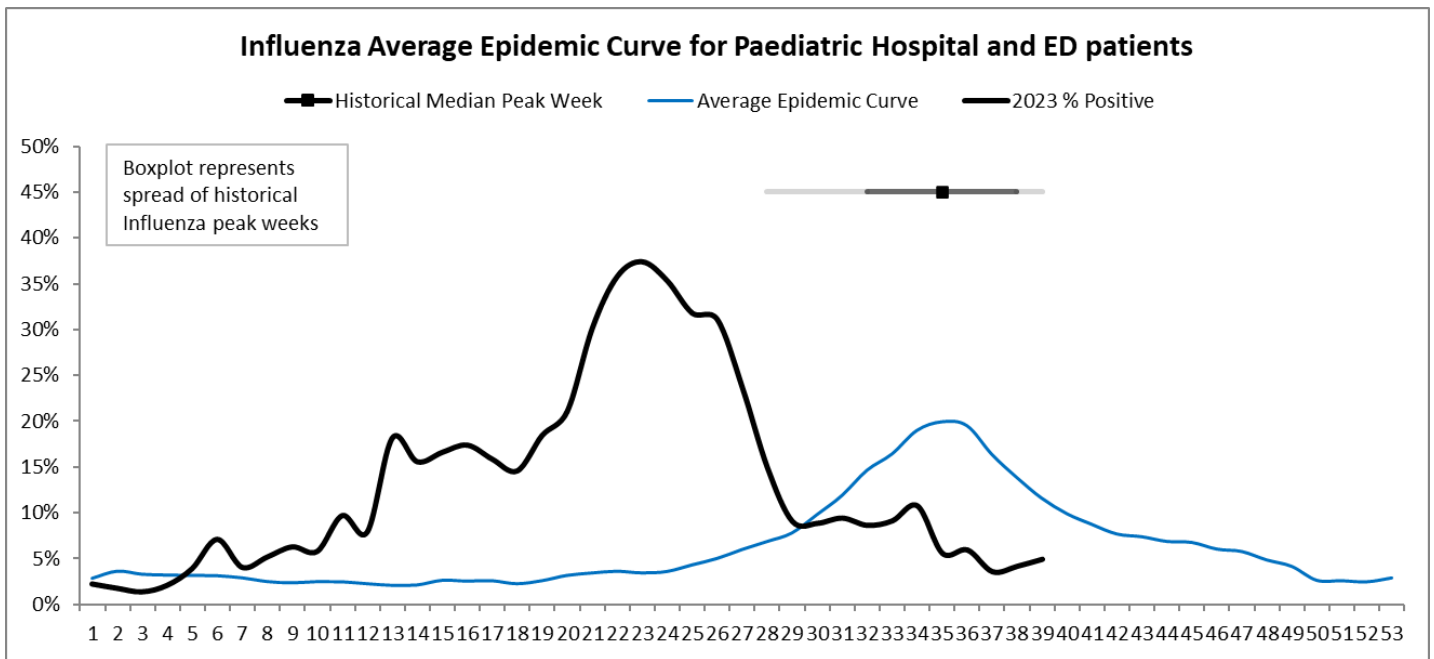


Figure 2: The current season plotted against the Paediatric Influenza Average Epidemic Curve. The average epidemic curve was constructed by averaging historic WA seasons using PathWest data from 2007-2019. Data represents all WA hospitalised, and ED paediatric patients tested by PathWest.

Influenza proportion positive (3.9%) is below levels historically observed at this time of year.

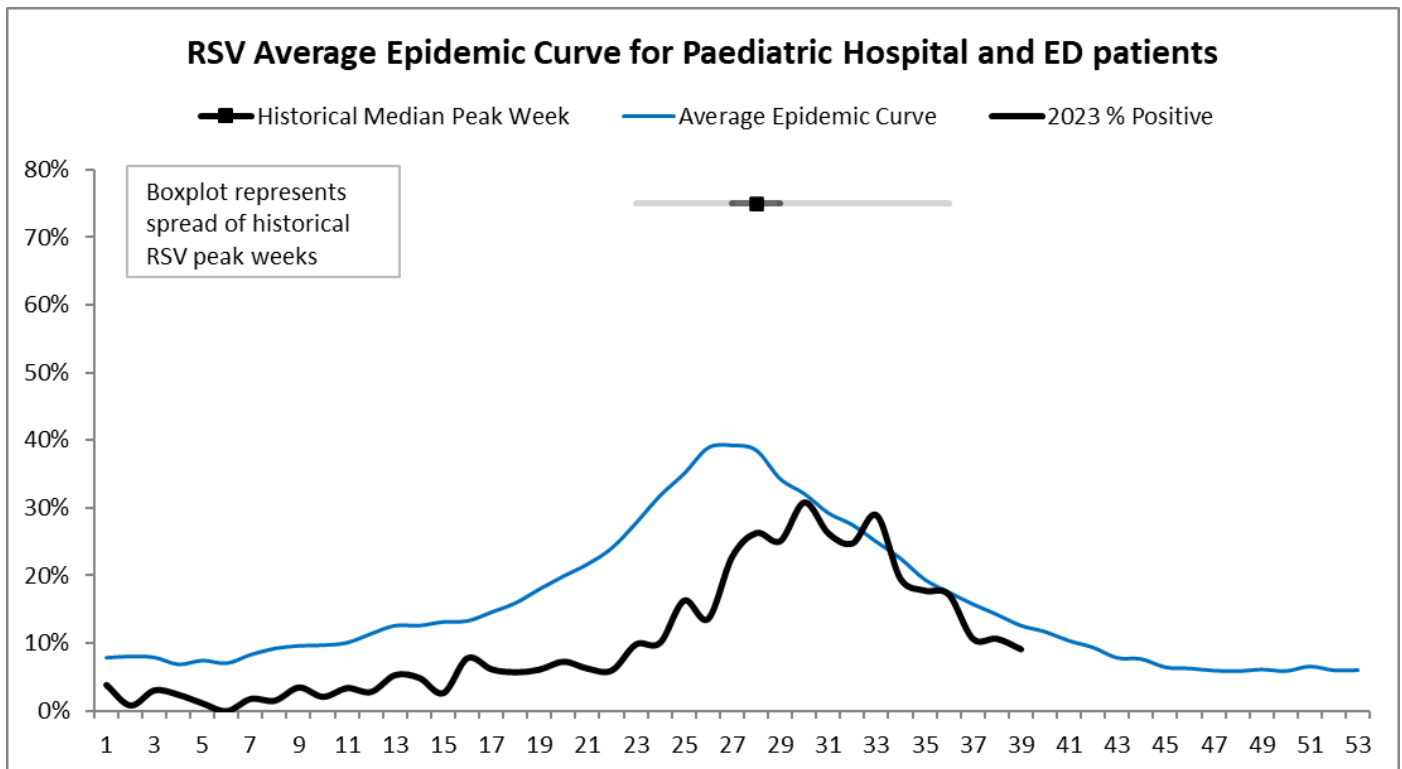


Figure 3: The current season plotted against the Paediatric RSV Average Epidemic Curve. The average epidemic curve was constructed by averaging historic WA seasons using PathWest data from 2007-2019. Data represents all WA hospitalised, and ED paediatric patients tested by PathWest.

The RSV proportion positivity (9.2%) is consistent with levels historically seen at this time of the year.

Data is representative of all patients attending a hospital (public or private) in Western Australia, for which a respiratory sample was collected and tested at a PathWest laboratory.

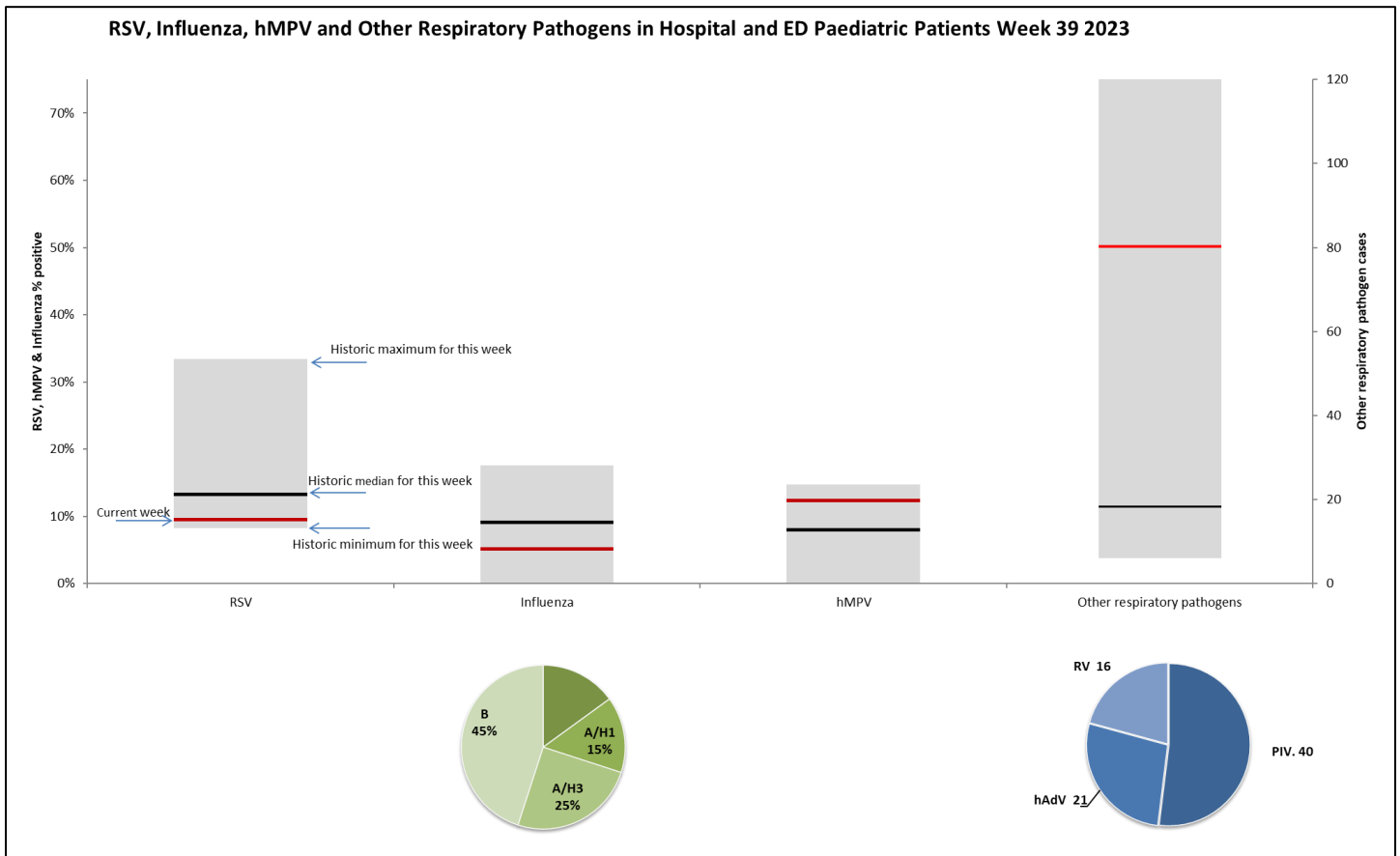


Figure 4: Proportion positive (RSV, hMPV & influenza) or cases (other respiratory pathogens) for the current week (red line) plotted against the historic range (grey box) and median (black line) for this week. Pie charts represent the breakdown of influenza subtypes and the count of other respiratory pathogens. Data represents hospitalised and ED paediatric patients tested by PathWest. Historic data is for years 2007-2019. Please note: Due to the escalation of rapid PCR testing, the number of influenza and RSV positive samples which do not receive a subtyping test has increased.

RSV proportion positive (9.2%) is lower than the historical median of 12.9%. The influenza proportion positive (3.9%) was lower than the historic median of 8.84% for this week. Other respiratory viruses, mainly human metapneumovirus, adenovirus, parainfluenza, and rhinovirus were higher than their historic median levels. Testing for these viruses is currently higher than it has been in previous years.

Data is representative of all patients attending a hospital (public or private) in Western Australia, for which a respiratory sample was collected and tested at a PathWest laboratory.

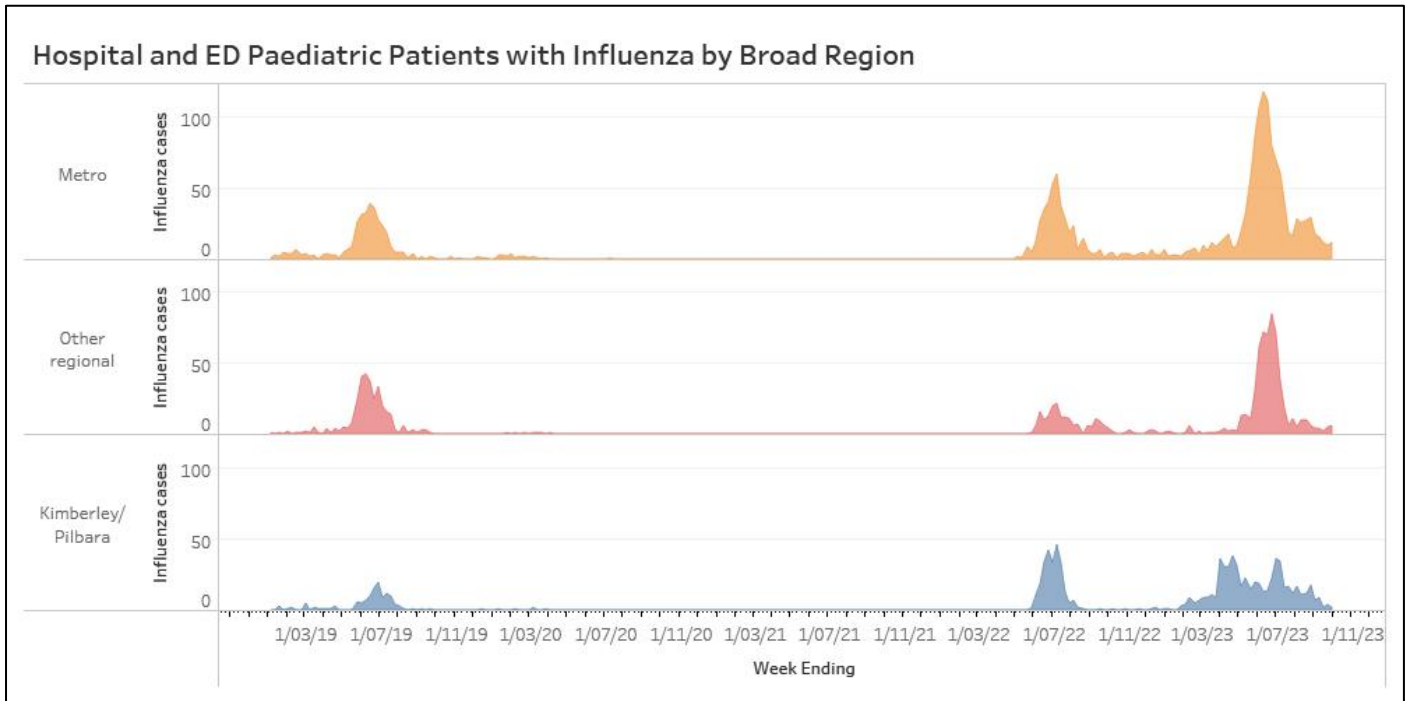


Figure 5: Hospital attending paediatric patients with influenza in Perth metropolitan region, in both Kimberley and Pilbara combined and in the remaining regions combined.

Of the 20 paediatric influenza cases, 12 were from the Metro area, 3 were from the Southwest, 2 each from the Pilbara and Great Southern and 1 from the Goldfields.

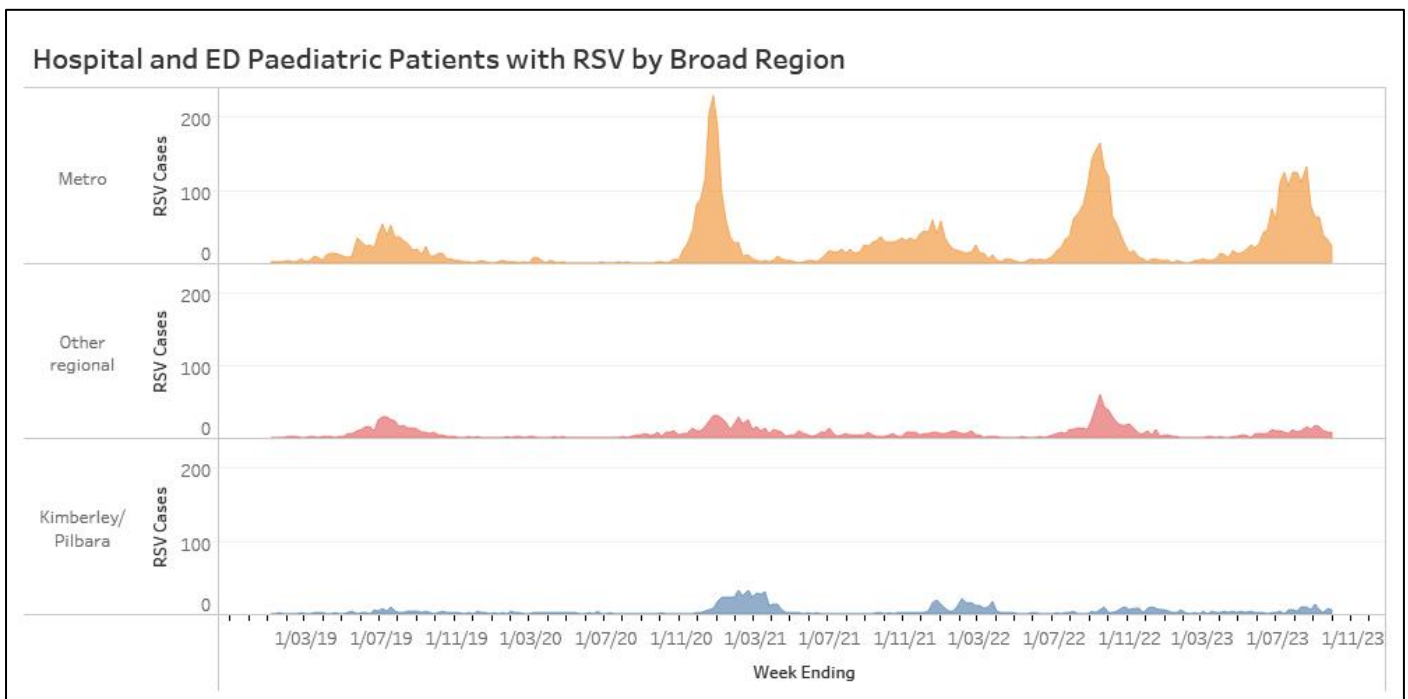


Figure 6: Hospital attending paediatric patients with RSV in Perth metropolitan region, in both Kimberley and Pilbara combined and in the remaining regions combined.

This week, of the 37 paediatric RSV cases, 23 were from the Metro area. 5 from the Pilbara, 3 from the Midwest, 2 each from the Southwest and Wheatbelt and 1 each from Goldfields and Kimberley.

Data is representative of all patients attending a hospital (public or private) in Western Australia, for which a respiratory sample was collected and tested at a PathWest laboratory.

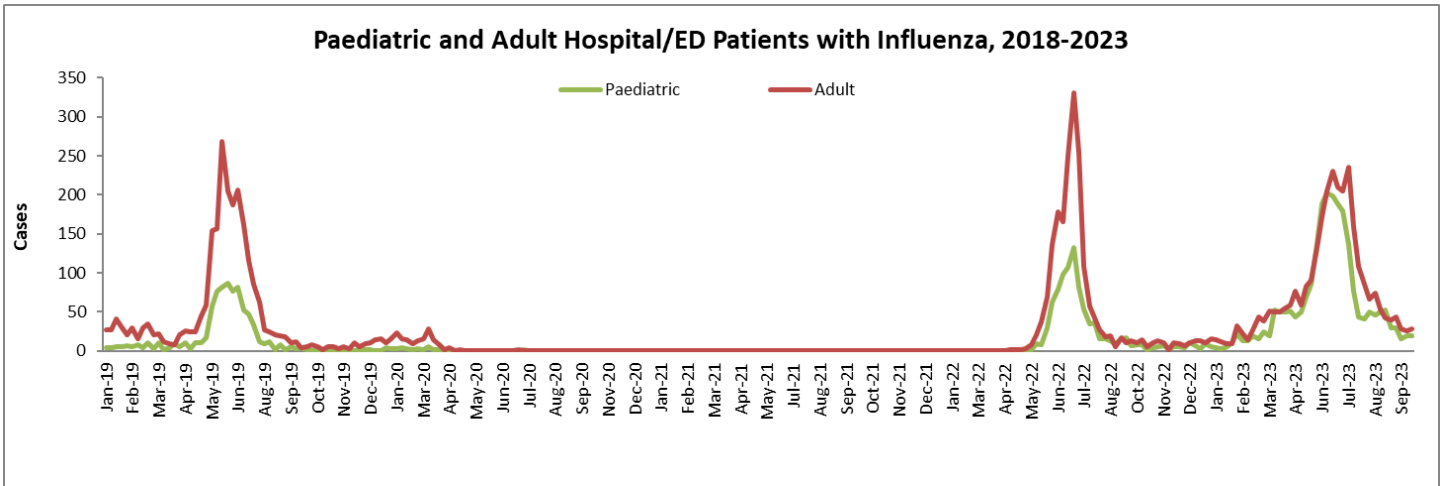


Figure 7: Paediatric and adult hospital attending patients with influenza, 2018-2023.

There were 20 children and 28 adults with influenza who attended a hospital.

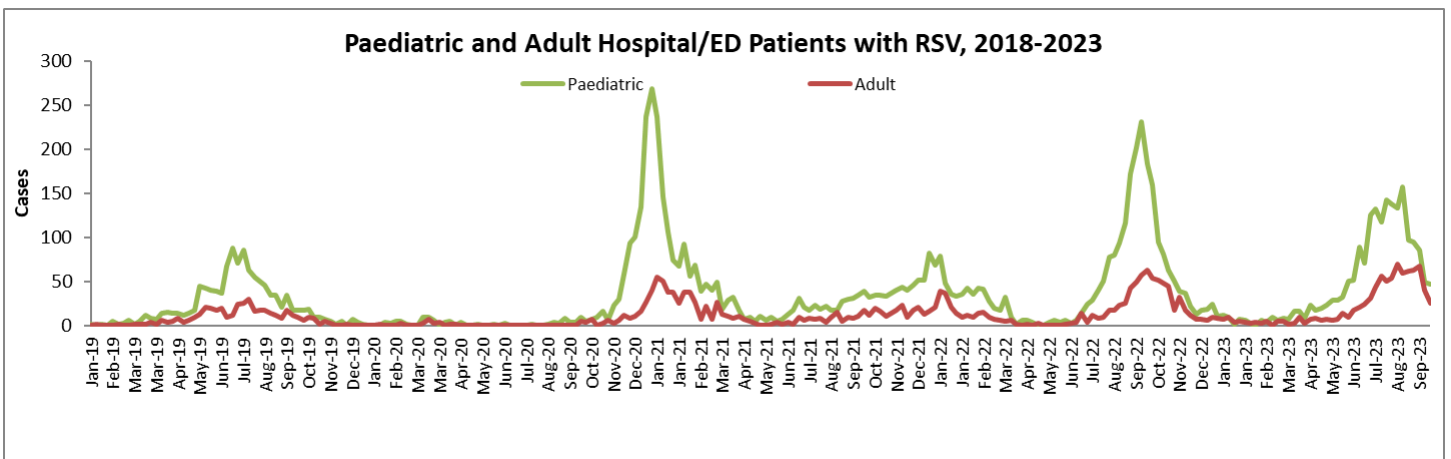


Figure 8: Paediatric and adult hospital attending patients with RSV, 2018-2023.

There were 37 children and 24 adults with RSV who attended a hospital.

Data is representative of all patients attending a hospital (public or private) in Western Australia, for which a respiratory sample was collected and tested at a PathWest laboratory.