

## CHILD AND ADOLESCENT HEALTH SERVICE

Attachment 1

### ANNUAL ESTIMATES FOR 2024–2025

#### Statement of Comprehensive Income

	2024–2025 \$'000
<b>COST OF SERVICES</b>	
<b>Expenses</b>	
Employee benefits expense	715,971
Fees for visiting medical practitioners	3,853
Contracts for services	8,351
Patient support costs	130,615
Finance costs	954
Depreciation and amortisation expenses	47,216
Loss on disposal of non-current Assets	-
Repairs, maintenance and consumable equipment	26,191
Other supplies and services	59,005
Other expenses	41,746
<b>Total cost of services</b>	<b>1,033,903</b>
<b>INCOME</b>	
Patient charges	25,861
Other fees for services	50,688
Grants and contributions	17,220
Donation revenue	20
Other income	1,599
<b>Total Income other than income from State Government</b>	<b>95,388</b>
<b>NET COST OF SERVICES</b>	<b>938,515</b>
<b>INCOME FROM STATE GOVERNMENT</b>	
Service agreement funding - State	609,088
Service agreement funding - Commonwealth	177,288
Grants from other state government agencies	89,683
Services provided to other government agencies	4,339
Resources received free of charge	56,717
<b>Total Income from State Government</b>	<b>937,116</b>
<b>SURPLUS / (DEFICIT) FOR THE PERIOD</b>	<b>(1,399)</b>




**CHILD AND ADOLESCENT HEALTH SERVICE**  
**ANNUAL ESTIMATES FOR 2024–2025**

Attachment 1

Statement of Financial Position

	<b>2024–2025</b>
	<b>\$'000</b>
<b>ASSETS</b>	
<b>Current Assets</b>	
Cash and cash equivalents	13,273
Restricted cash and cash equivalents	24,422
Receivables	15,553
Inventories	5,359
Other current assets	1,209
<b>Total Current Assets</b>	<b>59,816</b>
<b>Non-Current Assets</b>	
Receivables	20,772
Amounts receivable for services	628,351
Property, plant and equipment	1,168,667
Right-of-use assets	16,432
Intangible assets	6,887
<b>Total Non-Current Assets</b>	<b>1,841,109</b>
<b>TOTAL ASSETS</b>	<b>1,900,925</b>
<b>LIABILITIES</b>	
<b>Current Liabilities</b>	
Payables	49,865
Contract liabilities	472
Capital grant liabilities	96
Lease liabilities	2,615
Employee benefits provisions	157,344
Other current liabilities	104
<b>Total Current Liabilities</b>	<b>210,496</b>
<b>Non-Current Liabilities</b>	
Lease liabilities	15,591
Employee benefits provisions	26,777
<b>Total Non-Current Liabilities</b>	<b>42,368</b>
<b>TOTAL LIABILITIES</b>	<b>252,864</b>
<b>NET ASSETS</b>	<b>1,648,061</b>
<b>EQUITY</b>	
Contributed equity	1,509,344
Reserves	227,804
Accumulated surplus	(89,087)
<b>TOTAL EQUITY</b>	<b>1,648,061</b>




**CHILD AND ADOLESCENT HEALTH SERVICE  
ANNUAL ESTIMATES FOR 2024–2025**

Attachment 1

**Statement of Cash Flows**

	<b>2024–2025</b>
	<b>\$'000</b>
<b>CASH FLOWS FROM STATE GOVERNMENT</b>	
Service agreement funding - State	561,872
Service agreement funding - Commonwealth	177,288
Grants from other state government agencies	89,683
Services provided to other state government agencies	4,339
Capital appropriations administered by Department of Health	19,807
<b>Net cash provided by State Government</b>	<b><u>852,989</u></b>
<b>CASH FLOWS FROM OPERATING ACTIVITIES</b>	
<b>Payments</b>	
Employee benefits	(713,382)
Supplies and services	(213,044)
Finance costs	(954)
<b>Receipts</b>	
Receipts from customers	25,508
Grants and contributions	17,220
Donations received	20
Other receipts	51,573
<b>Net cash used in operating activities</b>	<b><u>(833,061)</u></b>
<b>CASH FLOWS FROM INVESTING ACTIVITIES</b>	
<b>Payments</b>	
Purchase of non-current assets	(17,134)
<b>Receipts</b>	
Proceeds from sale of non-current assets	-
<b>Net cash used in investing activities</b>	<b><u>(17,134)</u></b>
<b>CASH FLOWS FROM FINANCING ACTIVITIES</b>	
<b>Payments</b>	
Principal elements of lease payments	(2,673)
Payment to accrued salaries account	(5,400)
<b>Net cash used in financing activities</b>	<b><u>(8,073)</u></b>
<b>Net Increase / (decrease) in cash and cash equivalents</b>	<b>(5,278)</b>
<b>Cash and cash equivalent at the beginning of the period</b>	<b>42,973</b>
<b>CASH AND CASH EQUIVALENTS AT THE END OF THE PERIOD</b>	<b><u>37,695</u></b>




Approval by the Minister for Health

**CHILD AND ADOLESCENT HEALTH SERVICE**

**Annual estimates for the financial year ending 30 June 2025**

Comprising the statement of comprehensive income, statement of financial position, and statement of cash flows.

Approved by the Minister for Health:



---

Date:

7/8/24

---

